



SI 0095
For technical personnel only!
1/2

SERVICE INFORMATION

REGULATING THROTTLE FAILURE




Possible complaints:

- Indication of “Emission, Workshop” on the multifunction display
- Engine temperature increases
- Error light is on constantly
- “Shutdown shuddering” after shutting down the engine

These complaints may be due to a defective or damaged regulating throttle.

FUNCTIONS OF THE REGULATING THROTTLE¹

The pressure difference alone between the exhaust and the intake side will be inadequate for the high exhaust gas return rates required in connection with Diesel vehicles. In order to increase the vacuum, “control bodies” are fitted in the intake manifold for precisely controlling the exhaust gas return rates. When shutting down the engine, the regulating throttle is closed early so as to avoid any “shutdown shuddering”.



View into the engine compartment of the Touran
Emphasised in green: EGR valve;
Emphasised in red: regulating throttle



Product view of the regulating throttle

¹ In practice a number of different terms are used for regulating throttles, like throttle valve, Diesel valve, or intake-manifold throttle.

All content including pictures and diagrams is subject to change. For assignment and replacement, refer to the current catalogues or systems based on TecAlliance.
* The reference numbers given are for comparison purposes only and must not be used on invoices to the consumer.



SI 0095

For technical personnel only!
2/2

The regulating throttle and the engine fan are protected by the same fuse. When this fuse blows, the engine fan will also stop running – the engine temperature can increase.

Possible manufacturer-specific error codes can be, for example:

- Fault code P2102
“Throttle Actuator Control Motor Circuit”
- Fault code 19557
“Motor for Intake Manifold Flap”
- Fault code 17075
“Engine coolant blower motor”


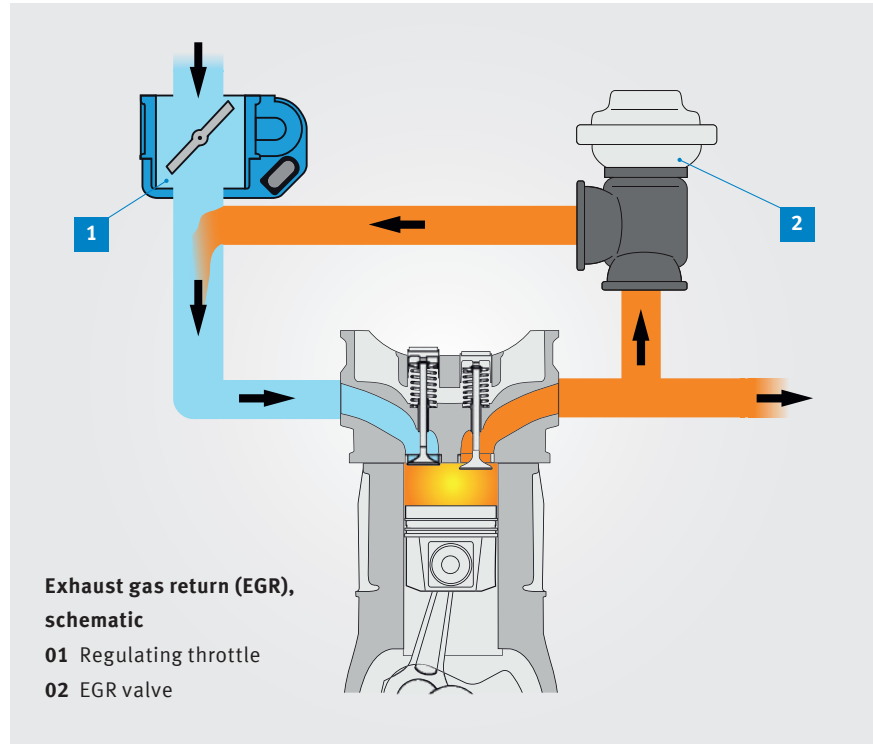
REMEDY

- With the aid of an engine tester perform an actuator diagnosis. Through the actuator diagnosis the regulating throttle is driven in intervals. If switching can be felt and heard, then the power supply will be okay.
- A defective regulating throttle must be replaced by a new one.
- Check the fuse. Replace a blown fuse by a new fuse of the same amp. rating.

Never insert a fuse with a higher fuse rating compared to the rating (10 amps) specified by the manufacturer.

We do not recommend cleaning of the regulating throttle:

- In the case of a defective regulating throttle suffering from the damage described overleaf, cleaning will not result in an improvement.
- A functional regulating throttle could be damaged by cleaning it.



New regulating throttle



Regulating throttle suffering from oil contamination