



Preparation for Installation Leaflet



Fuel filter equivalent of KX 338/26
OEM number:
16 40 378 03R (RENAULT)



1. Unscrew the sensor.




2. Remove the sensor from the housing.




3. Unscrew and remove the screws.




4. Take the handle and screw it into the housing.



5. Push the handle and remove the element with the housing cap.




6. Take the element from the housing.




7. Remove the element from housing cap.



8. Take the new filter element.



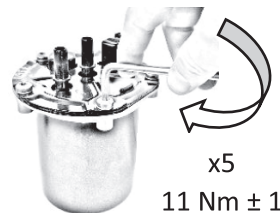
9. Install the new filter element into the housing cap.



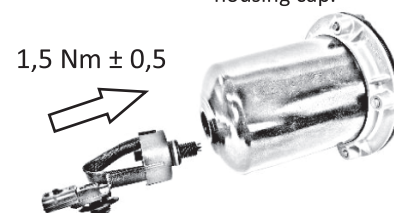
10. Install the filter element and housing cap into the housing.



11. Close the housing.



12. Screw the screws.
x5
11 Nm ± 1



13. Take the sensor and install it into the housing.
1,5 Nm ± 0,5



14. Screw the sensor into the housing.