



**Certified Automotive Parts Association**

## **Vehicle Test Fit Report**

**Report Number:  
MZA506F21/VTF B CAR Refit/28042009**

**Gordon Auto Body Parts Co., Ltd.**

**Mfr. Part Number: MZA506F21**

**New Part Approval (NPA)  
Vehicle Test Fit B (VTF B)  
CAR Refit**

**Date Performed: 30 March 2009  
Date Revised: 28 April 2009**



**Performed by**





**Intertek Grand Rapids**

**This report shall not be reproduced except in full without the written approval of the testing laboratory.**

**New Part Approval (NPA)  
Vehicle Test Fit B (VTF B)  
CAR Refit Summary Page**

<b>Report Number:</b>	MZA506F21/VTF B CAR Refit/28042009	
<b>Prepared By:</b>	_____ EM	
<b>Tested By:</b>	_____ Andrew Chatel <i>(Printed Name)</i>	_____  <i>(Signature)</i>
<b>Witnessed By:</b>	_____ Richard Wang	_____ Mr. Lu
<b>Reviewed By:</b>	_____ Scott Jenkins <i>(Printed Name)</i>	_____  <i>(Signature)</i>
<b>Date of Issue:</b>	_____ 15 April 2009	

<b>Prepared By:</b>	_____ EM	
<b>Revised By:</b>	_____ Andrew Chatel <i>(Printed Name)</i>	_____  <i>(Signature)</i>
<b>Reviewed By:</b>	_____ Scott Jenkins <i>(Printed Name)</i>	_____  <i>(Signature)</i>
<b>Date of Re-Issue:</b>	_____ 28 April 2009	

<b>Testing Laboratory Name:</b>	Intertek Grand Rapids
<b>Testing Location:</b>	4700 Broadmoor SE, Suite 200 Kentwood, MI 49512

<b>Applicant's Name and Address:</b>	Gordon Auto Body Parts Co., Ltd. No. 48, Nie-Shi Road Lu Chu Hsiang, Taoyuan County, 338 Taiwan, R.O.C.
--------------------------------------	--

<b>Test Specification Standard:</b>	CAPA Quality Standards Manual (QSM), Appendix J
-------------------------------------	--

## New Part Approval (NPA) Vehicle Test Fit B (VTF B) CAR Refit Summary Page

Report Number: MZA506F21/VTF B CAR Refit/28042009

### TEST ITEM DESCRIPTION:

Manufacturer Part Number: MZA506F21  
Manufacturer Lot Number: 03/09A  
Car Company Service (CCS) Part Number: C23652111C  
Part Type: RH Fender  
Part Application: Mazda 5 2006-07, w/ Rocker Molding  
Vehicle Used: Mazda 5 2007 w/ Rocker Molding

Date of Original VTF B: 4 December 2008

Corrective Action Request (CAR) Number: 08-1667

Date Part Received: 13 March 2009

Testing Date: 30 March 2009

### CONCLUSION:

Test Fit Result:  Conforming  Non-Conforming

Fit:  Conforming  Non-Conforming

Appearance:  Conforming  Non-Conforming

Defects Same as Previous VTF:  All  Some  None

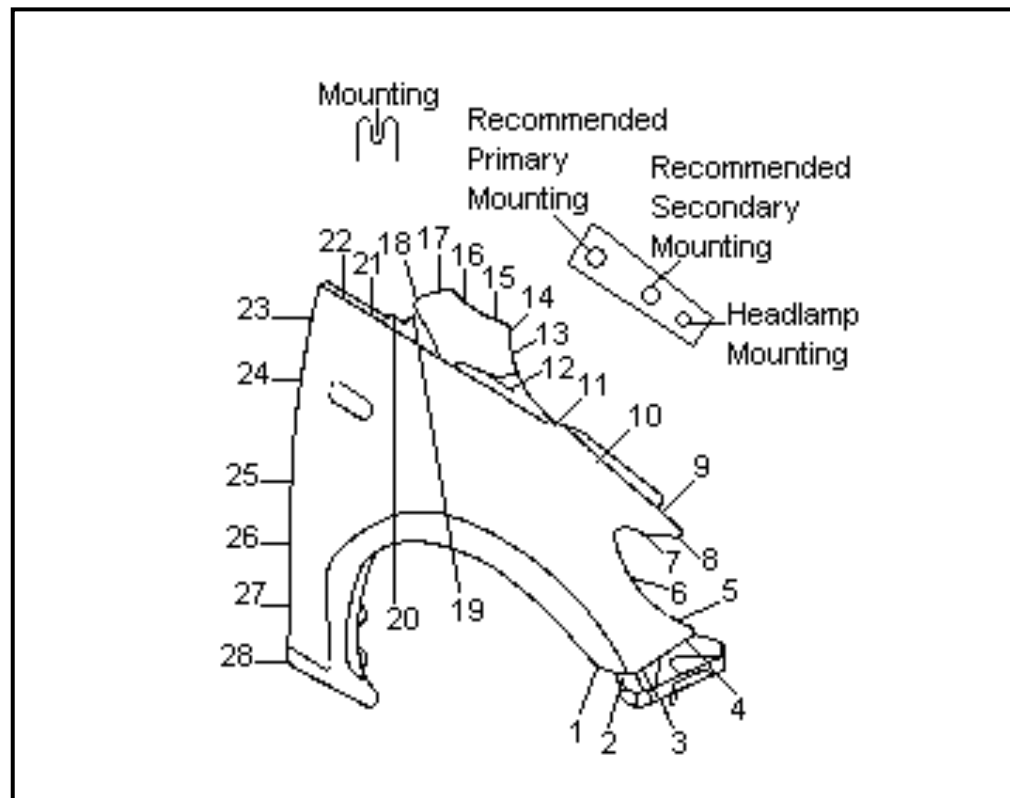
**Note:** MFR part will not be returned to the manufacturer until further notice from the manufacturer, per witness request.

**Date:** 30 March 2009  
**Manufacturer Part #:** MZA506F21  
**Car Company**  
**Service (CCS) Part #:** C23652111C

**Report Number:** MZA506F21/VTF B CAR Refit/28042009  
**Manufacturer:** Gordon Auto Body Parts Co., Ltd.  
**Part Application:** Mazda 5 2006-07, w/ Rocker Molding

**Supplement to Test Report Number:**  
MZA506F21/VTF B CAR Refit/30032009

### Vehicle Test Fit Dimensional Diagram



**Date:** 30 March 2009  
**Manufacturer Part #:** MZA506F21  
**Car Company**  
**Service (CCS) Part #:** C23652111C

**Report Number:** MZA506F21/VTF B CAR Refit/28042009  
**Manufacturer:** Gordon Auto Body Parts Co., Ltd.  
**Part Application:** Mazda 5 2006-07, w/ Rocker Molding

**Supplement to Test Report Number:**  
MZA506F21/VTF B CAR Refit/30032009

### Vehicle Test Fit Dimensional Data

GAP	1	2	3	4	5	6	7	8	9	10	11	12	13	14	15	16	17	18	19	20	21	22	23	24
CCO Part	/	/	/	/	/	/	/	/	4.3	4.8	5.1	4.7	5.4	4.6	/	/	2.6	2.1	/	/	/	/	4.1	4.1
MFR Part 1	/	/	/	/	/	/	/	/	5.8	4.1	4.3	3.6	4.3	4.1	/	/	3.0	2.7	/	/	/	/	4.6	4.3

Flush	1	2	3	4	5	6	7	8	9	10	11	12	13	14	15	16	17	18	19	20	21	22	23	24
CCO Part	/	/	/	/	/	/	/	/	1.1	0.2	0.7	-0.3	-0.5	0.6	/	/	-1.9	-1.4	/	/	/	/	0.7	1.2
MFR Part 1	/	/	/	/	/	/	/	/	1.0	0.7	0.4	0.2	-1.3	0.4	/	/	-0.3	0.2	/	/	/	/	0.2	-0.3

/ = Due to the fit of the test part against the adjacent part(s), a flush and/or gap measurement could not be taken at this point.

Car Company Original (CCO) Part: Assembly part installed at the factory.

Manufacturer (MFR) Part: A replacement part produced by a CAPA Participant that is in the CAPA certification process.

**Date:** 30 March 2009  
**Manufacturer Part #:** MZA506F21  
**Car Company**  
**Service (CCS) Part #:** C23652111C

**Report Number:** MZA506F21/VTF B CAR Refit/28042009  
**Manufacturer:** Gordon Auto Body Parts Co., Ltd.  
**Part Application:** Mazda 5 2006-07, w/ Rocker Molding

**Supplement to Test Report Number:**  
MZA506F21/VTF B CAR Refit/30032009

### Vehicle Test Fit Dimensional Data

GAP	25	26	27	28	29	30	31	32	33	34	35	36	37	38	39	40	41	42	43	44	45	46	47	48
CCO Part	4.0	3.6	3.5	2.7																				
MFR Part 1	4.1	3.6	3.4	2.7																				

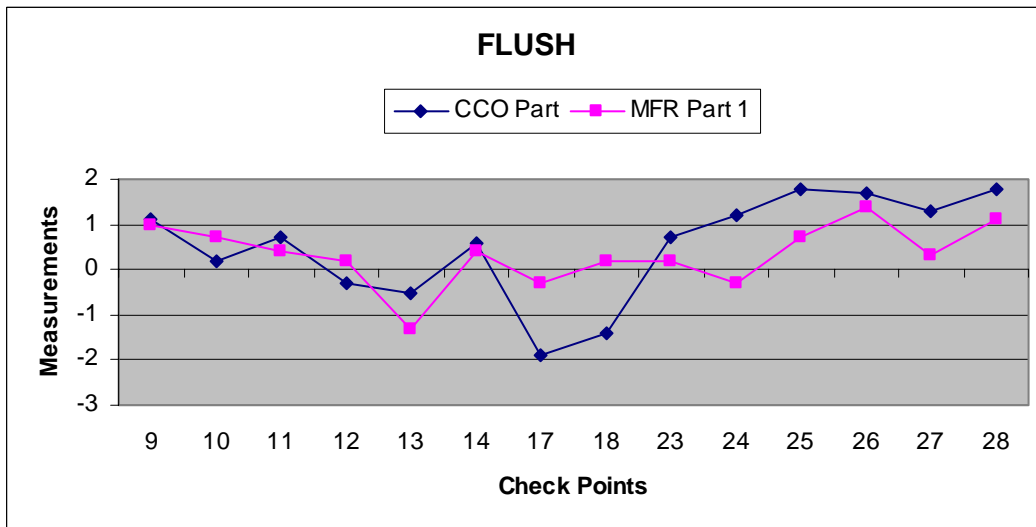
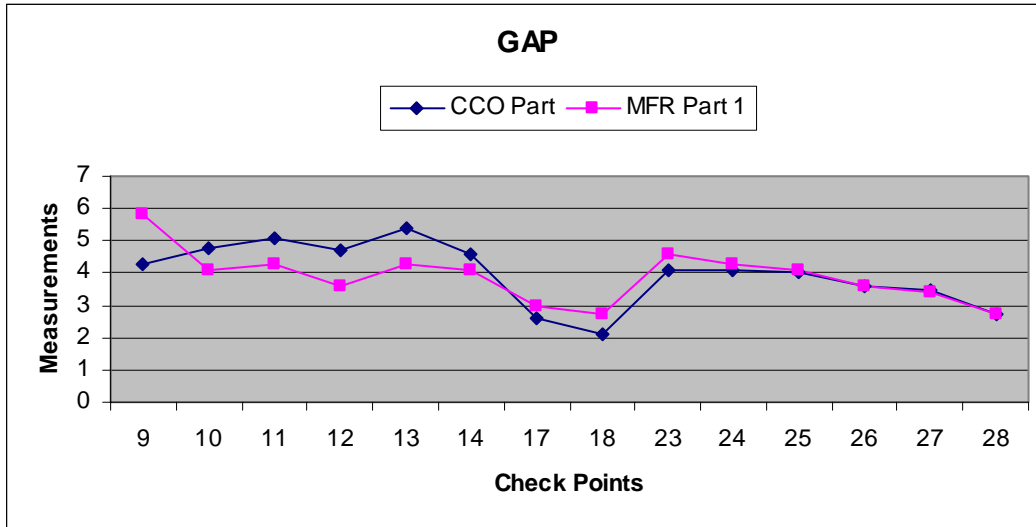
Flush	25	26	27	28	29	30	31	32	33	34	35	36	37	38	39	40	41	42	43	44	45	46	47	48
CCO Part	1.8	1.7	1.3	1.8																				
MFR Part 1	0.7	1.4	0.3	1.1																				

/ = Due to the fit of the test part against the adjacent part(s), a flush and/or gap measurement could not be taken at this point.

**Date:** 30 March 2009      **Report Number:** MZA506F21/VTF B CAR Refit/28042009  
**Manufacturer Part #:** MZA506F21      **Manufacturer:** Gordon Auto Body Parts Co., Ltd.  
**Car Company:**      **Part Application:** Mazda 5 2006-07, w/ Rocker Molding  
**Service (CCS) Part #:** C23652111C

**Supplement to Test Report Number:**  
 MZA506F21/VTF B CAR Refit/30032009

### Vehicle Test Fit Dimensional Data



**Date:** 30 March 2009      **Report Number:** MZA506F21/VTF B CAR Refit/28042009  
**Manufacturer Part #:** MZA506F21      **Manufacturer:** Gordon Auto Body Parts Co., Ltd.  
**Car Company**  
**Service (CCS) Part #:** C23652111C      **Part Application:** Mazda 5 2006-07, w/ Rocker Molding

**Supplement to Test Report Number:**  
MZA506F21/VTF B CAR Refit/30032009

**Car Company Original (CCO) Part Fit Results**  
**NPA VTF B CAR Refit**

**CAR COMPANY ORIGINAL (CCO) PART**

**VIN#** JM1CR2936701 - - - - -

- Fit - Conforming**  
 **Fit - Non-Conforming**



Date: 30 March 2009  
Manufacturer Part #: MZA506F21  
Car Company  
Service (CCS) Part #: C23652111C

Report Number: MZA506F21/VTF B CAR Refit/28042009  
Manufacturer: Gordon Auto Body Parts Co., Ltd.  
Part Application: Mazda 5 2006-07, w/ Rocker Molding

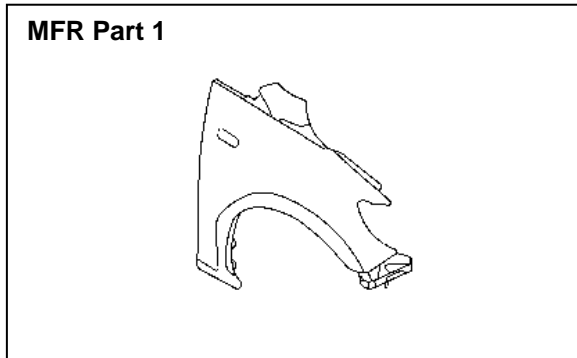
## Manufacturer Part Fit Results and Appearance Inspection NPA VTF B CAR Refit

### MFR PART 1

Lot #: 03/09A

### Part Fit Results

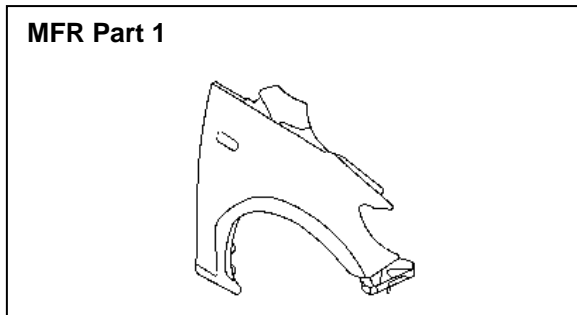
Conforming  Non-Conforming



Supplement to Test Report Number:  
MZA506F21/VTF B CAR Refit/30032009

### Appearance Inspection

Conforming  Non-Conforming



Shipping Damage Observed (SD):  Yes  No

### Problem

- |                                  |                                 |
|----------------------------------|---------------------------------|
| 1. Adhesive                      | 13. Pits                        |
| 2. Burrs                         | 14. Rinse Residue               |
| 3. Chips                         | 15. Rolled Edges                |
| 4. Corner Radius                 | 16. Rough Surfaces              |
| 5. Dents or Bumps                | 17. Scratches or Gouges         |
| 6. Dirt or Foreign Matter        | 18. Tool Marks                  |
| 7. Excess Material               | 19. Underside Metal Folds       |
| 8. Grind Marks                   | 20. Waviness/Distortion/Ripples |
| 9. Metal Fold Lines              | 21. Weld Burns or Missing Welds |
| 10. Non-Uniform Coating Coverage | 22. Wet Mar                     |
| 11. Non-Uniform Trimming         |                                 |
| 12. Orange Peel                  |                                 |

**Date:** 30 March 2009      **Report Number:** MZA506F21/VTF B CAR Refit/28042009  
**Manufacturer Part #:** MZA506F21      **Manufacturer:** Gordon Auto Body Parts Co., Ltd.  
**Car Company**  
**Service (CCS) Part #:** C23652111C      **Part Application:** Mazda 5 2006-07, w/ Rocker Molding

**Supplement to Test Report Number:**  
MZA506F21/VTF B CAR Refit/30032009

## Manufacturer Part Packaging Inspection

**Packaging:**       Correct       Incorrect       N/A

**Date:** 30 March 2009      **Report Number:** MZA506F21/VTF B CAR Refit/28042009  
**Manufacturer Part #:** MZA506F21      **Manufacturer:** Gordon Auto Body Parts Co., Ltd.  
**Car Company**  
**Service (CCS) Part #:** C23652111C      **Part Application:** Mazda 5 2006-07, w/ Rocker Molding

**Supplement to Test Report Number:**  
MZA506F21/VTF B CAR Refit/30032009

### VTF Photos



**Date:** 30 March 2009      **Report Number:** MZA506F21/VTF B CAR Refit/28042009  
**Manufacturer Part #:** MZA506F21      **Manufacturer:** Gordon Auto Body Parts Co., Ltd.  
**Car Company**  
**Service (CCS) Part #:** C23652111C      **Part Application:** Mazda 5 2006-07, w/ Rocker Molding

**Supplement to Test Report Number:**  
 MZA506F21/VTF B CAR Refit/30032009

## CAPA QSM Appearance Inspection Criteria

### 10.2.1 General Appearance/Visual Non-Conformance Classifications

The following visual conditions will be considered unacceptable.

<i>Visual Conditions</i>	<i>Definition</i>
<b>Burrs</b>	Small pieces of metal with sharp edges that could lacerate the skin during handling. (Class A, B, C)
<b>Distortion</b>	Visible variations on the surface and formed edges such as bodylines, folds, or bends. Includes edge roughness, edge contour, edge consistency and edge radius. (Class A)
<b>Excess Material</b>	Edges not trimmed in the same manner as the OEM Master Part. Seen as "flash" on plastic parts or in cowl areas, fender folds at door lines, mounting flanges, and hood corners. (Class A, B, C)
<b>Metal Folds</b>	Edges not crimped in the same manner as those on the OEM Master Part. (Class B, C)
<b>Radius</b>	Rounded corners and trim line form inconsistent with those of the OEM Master Part. Corners lacking material creating a hole; sharp corners resulting from excess material or poor grinding operations. Opposite corners having differently shaped radii. (Class A, B, C)
<b>Ripples</b>	Visible variations on the part surface and formed edges such as bodylines, folds, or bends. Includes edge roughness, edge contour, edge consistency and edge radius. (Class A)
<b>Rolled Edges</b>	Upward bulge typically seen along the edge to the part or where metal forms a bodyline. Observed at hood edges, fender-to door -line, fender cowl area, and top fender-to-hood edge. (Class A)
<b>Tool Marks</b>	Cuts in the surface material that can be felt with the back of a fingernail. (Class A)
<b>Waviness</b>	Visible variations on the part surface and formed edges such as bodylines, folds, or bends. Includes edge roughness, edge contour, edge consistency and edge radius.

### 10.2.2 General Finish/Visual Non-Conformance Classifications

The following finish conditions will be considered unacceptable.

<i>Finish Conditions</i>	<i>Definitions</i>
<b>Bumps</b>	Localized depressions or protrusions that can be felt with the back of a fingernail. (Class A)
<b>Chips</b>	A small portion of missing primer or coating, usually caused by scraping or hitting the primer or coating surface, leaving bare metal. (Class A, B, C)
<b>Dents</b>	Localized depressions or protrusions that can be felt with the back of a fingernail. (Class A)
<b>Dings</b>	Localized depressions or protrusions in the metal or substrate that are visible after priming or coating. (Class A)
<b>Grind Marks</b>	Cuts in the surface material that can be felt with the back of a fingernail. (Class A)
<b>Scratches / Gouges</b>	Marks in the surface that can be felt with the back of a fingernail. (Class A, B, C)
<b>EDP Finish Conditions</b>	
<b>Dirt / Foreign Material</b>	Small particles in the EDP coat part surface that can be felt with the back of the fingernail. (Class A)
<b>Non-Uniform Coating Coverage</b>	Inconsistencies on the EDP coating such as blisters, missing or thin EDP, or drip marks due to hanging that can be felt with the back of the fingernail. (Class A)
<b>Orange Peel</b>	Rippled or wavy EDP coating on the part surface that can be felt with the back of the fingernail. (Class A)
<b>Pits</b>	Small porous holes in the EDP coat on the part surface. (Class A, B, C)
<b>Rinse Residue</b>	Visually detected Streaking marks or discoloration left after the EDP process. (Class A)
<b>Rough Surface</b>	Inconsistencies on the surface that can be felt with the back of a fingernail. (Class A)
<b>Wet Mar</b>	Smear EDP coat due to packaging prior to coat being fully dry or cured. (Class A, B, C)

**Date:** 30 March 2009      **Report Number:** MZA506F21/VTF B CAR Refit/28042009  
**Manufacturer Part #:** MZA506F21      **Manufacturer:** Gordon Auto Body Parts Co., Ltd.  
**Car Company**  
**Service (CCS) Part #:** C23652111C      **Part Application:** Mazda 5 2006-07, w/ Rocker Molding

**Supplement to Test Report Number:**  
 MZA506F21/VTF B CAR Refit/30032009

**10.2.3 General Performance Appearance/Visual Non-Conformance Classifications**

The following performance will be considered unacceptable.

Performance Conditions	Definitions
<b>Adhesive Performance Conditions</b>	
Incorrect Placement	Adhesive that are not in correct placement may create distortion to the Class "A" surface (pull down).
Low Coverage	Adhesive that lack area coverage may pull apart.
Missing Adhesive	Adhesive areas that are not present but present on OEM master part.
<b>Weld Performance Conditions</b>	
Missing Welds	Welds that are not present but present on OEM Master.
Weld Burn	Welds that burn through or distort the Class "A" Surface.

**10.2.4 Metallic Coating Appearance Criteria**

The metallic coatings of the CAPA part must be comparable in color and brightness to those of the OEM Master Part.

The following conditions will be considered unacceptable appearance defects:

Conditions	Definitions
Non-uniform Coating Coverage:	Inconsistencies on the surface that can be felt with the back of a fingernail or an area where the coating is missing.
Stains or Discoloration:	Inconsistencies in color or brightness.
Crazing:	Cracks on or beneath the surface

**Date:** 30 March 2009      **Report Number:** MZA506F21/VTF B CAR Refit/28042009  
**Manufacturer Part #:** MZA506F21      **Manufacturer:** Gordon Auto Body Parts Co., Ltd.  
**Car Company**  
**Service (CCS) Part #:** C23652111C      **Part Application:** Mazda 5 2006-07, w/ Rocker Molding

**Supplement to Test Report Number:  
MZA506F21/VTF B CAR Refit/30032009**

## TERMS AND CONDITIONS

### 1.0 INTRODUCTION

These Terms and Conditions are incorporated into the Intertek proposal made and submitted to you. The party executing this document ("Client") indicates acceptance of this proposal as a contract between Client and Intertek which governs the performance of the stated services and the rights and obligations of the parties and that Intertek may proceed with the work.

### 2.0 PROPOSAL TERM

Unless otherwise stated in the proposal, this offer shall remain valid until accepted, but in no event for a period longer than thirty days from the date of the proposal.

### 3.0 CLIENT INFORMATION

Client represents that the information supplied by it or its agents to Intertek is accurate and complete and samples are representative, and Client has informed Intertek concerning any dangerous or potentially dangerous characteristics of such samples which could cause injury during the performance of the work or in the transporting of such samples and Client also acknowledges that Intertek is relying upon such information and samples or data in the preparation of this proposal without further verification by Intertek as to its accuracy or completeness. The Client agrees to hold Intertek harmless and indemnify Intertek from any liability of whatever kind or nature, including but not limited to court costs and reasonable attorneys fees if information provided by the Client is inaccurate or incomplete or samples are not representative. Intertek agrees that information received from the Client shall remain the property of the Client and will be returned to the Client upon demand, except for that which is necessary as a basis for the Intertek Reports. Client may designate in writing any information provided by Client to Intertek as confidential and proprietary. If Client has done so, Intertek will not release to third parties any such information without the prior written consent of the Client or only in response to a proper court order or process. As to that information, Intertek may make and retain copies. Client shall designate in writing to Intertek if it does not wish to have Intertek transmit any information, including test data and Reports, via electronic means.

### 4.0 PROPOSAL, PRICE AND SCHEDULE

Intertek will work diligently to provide the services according to the costs and schedule stated in the referenced proposal. Client recognizes and agrees that the proposal is a good faith estimate of the costs for the services to be provided and times of completion, but such estimate is not a guarantee of the total costs or time that may be involved in completing the proposal. Intertek will not exceed the authorized estimate of costs without written authorization of Client. Samples will be shipped by Client to Intertek prepaid and will be returned collect or disposed of at Client's expense within thirty (30) days after testing is completed, unless alternative arrangements are made by Client. Additional fees will be charged for unanticipated assembly or preparation of samples. Test services will not be initiated until satisfactory credit has been established with Intertek's accounting department.

### 5.0 INVOICING

Invoices will generally be issued upon project completion. In certain instances, interim invoices may be issued. Invoices are due and payable to Intertek at its offices, within thirty (30) calendar days after receipt of invoice, and Client agrees to pay reasonable collection costs if necessary in the event of non-payment.

### 6.0 INSURANCE

Intertek declares that it maintains workers' compensation and employer's liability insurance on Intertek employees in a form and amount as required by applicable laws. This insurance does not cover any employees of Client or third parties who may be involved with the work to be performed, whether on property of Intertek, Client or third parties.

### 7.0 REPORTS

The Client agrees to waive any claim against Intertek and defend, indemnify, and hold Intertek harmless from any and all causes of action, lawsuit, proceedings or claims, including legal fees and expenses incurred by Intertek, allegedly arising as a result of unauthorized use of Intertek's Reports. The term Reports includes all reports, laboratory test data, calculations, estimates, notes and other documents prepared by Intertek in the course of providing services to the Client. All technical determinations of compliance arising from product, material or system evaluation shall not be considered final until issuance of a written report, reviewed and signed by an Intertek qualified Reviewer. All final decisions on product certification are made by the Certification Manager. Intertek retains any and all rights of ownership of Intertek's concepts, ideas, inventions, patents or copyrights used by Intertek in preparing Intertek's Reports and the provision of services to the Client. Only the Client is authorized to copy or distribute Intertek's Reports and then only in their entirety, and the Client shall not use the Reports in a misleading manner. Client further agrees and understands that reliance upon the Reports is limited to the representations made therein. Any use of the Intertek name or one of its marks for the sale or advertisement of the tested material, product or service must first be approved in writing by Intertek. If Intertek becomes directly or indirectly involved in litigation as a result of misuse of its Reports, the Client agrees to compensate Intertek for its fees and expenses, including legal costs, in accordance with Intertek's prevailing fee schedule and expense reimbursement policy.

**Date:** 30 March 2009      **Report Number:** MZA506F21/VTF B CAR Refit/28042009  
**Manufacturer Part #:** MZA506F21      **Manufacturer:** Gordon Auto Body Parts Co., Ltd.  
**Car Company**  
**Service (CCS) Part #:** C23652111C      **Part Application:** Mazda 5 2006-07, w/ Rocker Molding

**Supplement to Test Report Number:  
MZA506F21/VTF B CAR Refit/30032009**

8.0 LIMITED WARRANTY

Intertek warrants that if any of its completed services fail to conform to professional standard, Intertek will, at its own expense, perform corrective services of the type originally performed as may be reasonably required to correct such defects, of which Intertek is notified in writing within six months of the completion of services. No other representation, express or implied, and no warranty or guarantee is included or intended in this Agreement, or in any report, opinion, document or otherwise.

9.0 LIMITS OF LIABILITY

Intertek's liability is limited as follows:

9.1 The Client agrees to limit Intertek's liability arising from Intertek's professional activity, errors, or omissions, such that the total aggregate liability of Intertek shall not exceed Intertek's total fee for the services rendered on the project in question, except in the case of a finding of gross negligence or willful misconduct on the part of Intertek by a court of competent jurisdiction.

9.2 Intertek shall be discharged from all liability to the Client for all claims for loss, damage or expense unless a claim is made within three (3) months of the date at which the damage, defect or alleged non-performance became apparent to the Client, and the process of law served no later than two (2) years from the provision of services by Intertek.

9.3 Intertek shall not be liable to the Client for any consequential damages incurred by Client due to the fault of Intertek, regardless of the nature of this fault, whether it was committed by Intertek, its employees, agents or subcontractors. Consequential damages include, but are not limited to, loss of use and loss of profit.

9.4 The Client agrees to extend any and all limitations, indemnifications, and waivers provided by the Client to Intertek to those individuals and organizations Intertek retains for proper execution of the work. These shall be deemed to include but are not necessarily limited to Intertek's officers and employees and their heirs and assigns, as well as Intertek's agents, subcontractors and their officers, employees, heirs and assigns.

9.5 Client acknowledges that testing, including sample preparation and transportation, may damage or destroy Client's product. Client agrees to hold Intertek harmless from any and all responsibility for such alteration.

9.6 The Client agrees Intertek shall not be responsible for any injuries to the Client's representatives while attending to or observing testing at Intertek's facility. If testing takes place at the Client's facility, Client agrees that Intertek will not operate and shall not be responsible for any of Client's equipment and that although Intertek agrees to abide by Client's safety procedures, Intertek shall not be responsible for injury to any of Client's personnel.

10.0 GOVERNING LAW

This proposal, and any work performed pursuant to this proposal, shall be governed by the laws of the jurisdiction within which the Intertek facility making the proposal is located. Any action brought hereon shall be venued in said jurisdiction.

11.0 SEVERABILITY

Any provision of this proposal that may be held invalid, void or unenforceable for any reason, shall not affect any other term or condition of this proposal, and such term or condition shall be replaced or interpreted to accomplish the intent of the parties.

12.0 MODIFICATIONS

No modification, waiver or amendment of any of these terms and conditions, including any assignment of Client's rights and responsibilities hereunder, shall be binding upon Intertek unless agreed to in a writing signed by an agent of Intertek.

*This report is for the exclusive use of Intertek's Client and is provided pursuant to the agreement between Intertek and its Client. Intertek's responsibility and liability are limited to the terms and conditions of the agreement. Intertek assumes no liability to any party, other than to the Client in accordance with the agreement, for any loss, expense or damage occasioned by the use of this report. Only the Client is authorized to permit copying or distribution of this report and then only in its entirety. Any use of the Intertek name or one of its marks for the sale or advertisement of the tested material, product or service must first be approved in writing by Intertek. The observations and test results in this report are relevant only to the sample tested. This report itself does not imply that the material, product, or service is or has ever been under an Intertek certification program.*