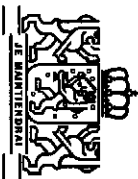




RDW

**THE NETHERLANDS
(NEDERLAND)**



EC TYPE-APPROVAL CERTIFICATE

Communication concerning the:

- type-approval ⁽¹⁾
- extension of type-approval ⁽⁴⁾
- refusal of type-approval ⁽⁴⁾
- withdrawal of type-approval ⁽⁴⁾

of a type of a component with regard to Directive 94/20/EC.

Type-approval number ⁽²⁾ : e4*94/20*3490*00

Reason for extension : n.a.

Approval mark : See example of type plate

SECTION I

0.1. **Make (trade name of manufacturer)** : Bosal

0.2. **Type and general commercial description(s)** : 044421


0.3. **Means of identification of type if marked on the component ⁽³⁾** : Type approval number

0.3.1. **Location of that marking** : On type plate

0.5. **Name and address of manufacturer** : Bosal
Tweede industrieweg 6
4921 XH Made, the Netherlands

0.7. **In the case of components and separate technical units, location and method of affixing of the EBC approval mark** : On type plate

0.8. **Name(s) and address(es) of assembly plant(s)** : See information document
(annex III, item 0.8)





P.O. Box 777
2700 AT Zoetermeer
The Netherlands

Tel + 31 (0)79 345 81 43
Fax + 31 (0)79 345 80 43
www.rdw.nl

Vehicle Approval and Information

SECTION II

1. Additional information (where applicable) : see Appendix I
2. Technical service responsible for carrying out the tests : RDW
Test Centre Lelystad
Talingweg 76
8218 NX Lelystad
3. Date of test report : 29-05-2007
4. Number of test report : RDW-94/20-5184
5. Remarks (if any) : see Appendix I
6. Place : Zoetermeer
7. Date : 29-05-2007
8. Signature :  : J.P.M. Laumen

9. The index to the information package lodged with the competent authority that has granted type-approval, which may be obtained on request, is attached:
 - Application form relating to Annex III and annexed drawings.
 - Drawings and instructions for attachment.
 - Fitting instructions.

⁽¹⁾ Delete where not applicable.

⁽²⁾ The EEC type-approval number appearing on this document shall consist of all sections outlined in Annex VII to Directive 70/156/EEC, as last amended by Directive 92/53/EEC. The component itself shall be marked as prescribed in the relevant separate Directive.

⁽³⁾ In the means of identification of type contains characters not relevant to describe the component types covered by this type-approval certificate such characters shall be represented in the documentation by the symbol “?” (e.g. ABC?123).

APPENDIX I

to EEC type-approval certificate number: e4*94/20*3490*00

concerning the component type-approval of mechanical coupling devices with regard to Directive 94/20/EC.

1. Additional information
- 1.1. Class of the type of coupling : A50-X
- 1.2. Categories or types of vehicles for which the device is designed or restricted : See fitting instructions
- 1.3. Maximum D-value ⁽¹⁾ : 8,62 kN
- 1.4. Maximum vertical load S at the coupling point ⁽¹⁾ : 60 kg
- 1.5. Maximum load U at the fifth wheel coupling point ⁽¹⁾ : --- tonnes
- 1.6. Maximum V-value ⁽¹⁾ : --- kN
- 1.7. Instructions for attachment of the coupling type to the vehicle and photographs or drawings of the fixing points at the vehicle given by the manufacturer; additional information if the use of the coupling type is restricted to special types of vehicles : See fitting instructions
- 1.8. Information on the fitting of special towing brackets or mounting plates ⁽¹⁾ : See fitting instructions
5. Remarks ⁽²⁾ : The installation of the coupling device on the vehicle must be checked according to the requirements given in Annex VII (see Annex I Paragraph 5.10.)

⁽¹⁾ Delete where not applicable.

⁽²⁾ Including information as to whether fifth wheel couplings are unsuitable for positive steering.

