



NEDERLAND
(THE NETHERLANDS)



EEC TYPE-APPROVAL CERTIFICATE

Communication concerning:


- type-approval
- ~~extension of type approval~~
- ~~refusal of type approval~~
- ~~withdrawal of type approval~~

of a type of a component (towbar) with regard to Directive (94/20/EEC)

Type-approval number: e4*94/20*1751*00

Reason for extension:



SECTION I



- | | | | |
|--------|---|---|---|
| 0.1. | Make (trade name of manufacturer) | : | Bosal |
| 0.2. | Type and general commercial description(s) | : | 027381 |
| 0.3. | Means of identification of type marked on the component | : | Approval number |
| 0.3.1. | Location of that marking | : | On type plate |
| 0.5. | Name and address of manufacturer | : | Bosal
postbus 168
4920 AD Made Nederland |
| 0.7. | In the case of components and separate technical units, location and method of affixing of the EEC type approval mark | : | On type plate |
| 0.8. | Address(es) of assembly plant(s) | : | See information document
(annex III, item 0.8) |

Type-approval number: e4*94/20*1751*00

SECTION II

1. Additional information (where applicable) : See Appendix I
2. Technical service responsible for carrying out the tests : RDW
Testbaan|Centrum
Talingweg 76
8218 NX Lelystad
3. Date of test report : 02-04-2001
4. Number of test report : RDW-94/20-1915
5. Remarks (if any) : See Appendix I
6. Place : Zoetermeer
7. Date : 02-04-2001
8. Signature : 
 J.P.M. Laumen
9. The index to the information package lodged with the competent authority that has granted type-approval, which may be obtained on request, is attached.
 - Application form relating to annex III and annexed drawings
 - Drawings and instructions for attachment
 - Fitting instructions
 - Test report as mentioned in item 4.

Appendix I
to EEC type-approval certificate No : e4*94/20*1751*00
concerning the components type-approval of mechanical coupling devices with regard to
Directive 94/20/EEC

1. Additional information
- 1.1. Class of the type of coupling : A50-X
- 1.2. Categories or types of vehicles for which the device is designed or restricted : See fitting instructions
- 1.3. Maximum D-value : 8,40 kN
- 1.4. Maximum vertical load S at the coupling point : 75 kg
- 1.5. Maximum load U at the fifth wheel coupling point : ---- ton
- 1.6. Maximum V-value : ---- kN
- 1.7. Instructions for attachment of the coupling type to the vehicle and photographs or drawings of the fitting points at the vehicle give by the manufacturer; additional information if the use of the coupling type is restricted to special types of vehicles : See fitting instructions
- 1.8. Information on the fitting of special towing brackets or mounting plates : See fitting instructions
5. Remarks: The installation of the coupling device to the vehicle must be checked according to requirements of Annex VII, see Annex I, par.5.10.

