
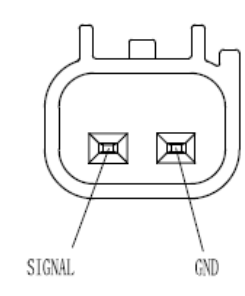
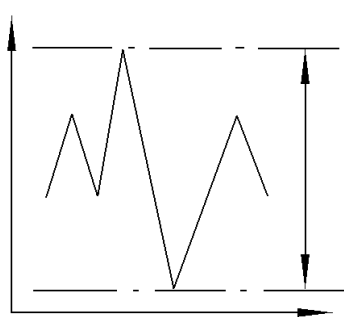
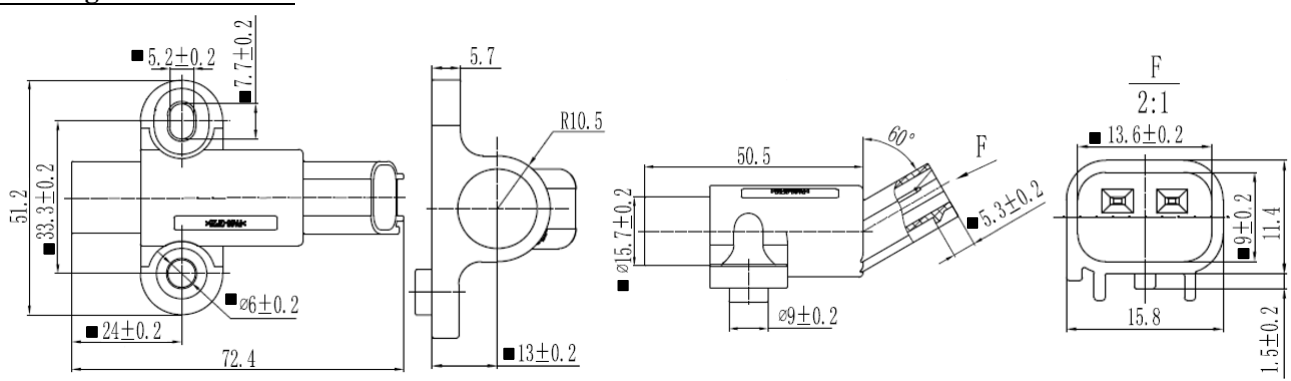


<b>NAME</b>	<b>CS-U130 Crankshaft Sensor</b>	<b>NO</b>	<b>CS-1-3-943</b>
-------------	----------------------------------	-----------	-------------------

<b>Picture</b> 	<b>Plug</b> 	<b>Waveform</b> 
---	---	--

**Drawing and Dimension**



Key dimension: "■"

TYPE :  Hall  Magnetic

Parameter	SYMBOLS	MIN.	TYP.	MAX.	UNITS
Resistance (25°C)	R	315	395	425	ohm
Inductance@1KHz	L	255	312	345	mH
Working Voltage	V	N/A	N/A	N/A	V
Detecting range	Air Gap	N/A	1	N/A	mm
Magnetic field direction SFS=South facing sensor NFS=North facing sensor		NFS	NFS	NFS	
Duty ratio(t1/T)	Duty	N/A	N/A	N/A	%
Temperature	To	-30	25	125	°C
Reference Teeth		N/A	24-2	N/A	
Output Voltage (600RPM,1mm)	Vp-p	12.8	16	19.2	V

2021.02.04		1	魯企航	呂漢榮	黃鵬	<b>MOBILETRON</b>
Date of first edition	Date of revised edition	edition	Manuscript	Review	Approval	<b>Feb.09.2021</b>
						<b>Release</b>