
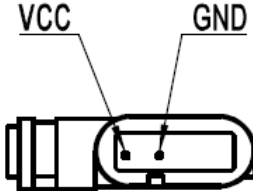
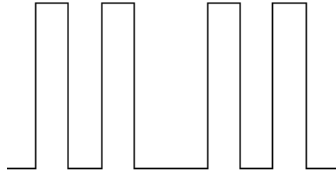
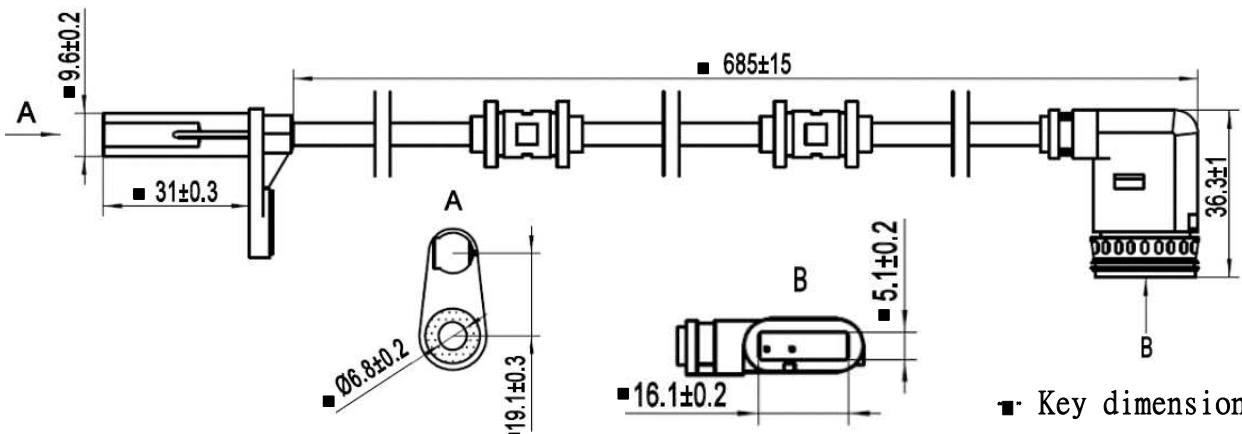


<b>NAME</b>	<b>AB-EU600 Electrical Specifications</b>	<b>NO</b>	<b>AB-2-4-987</b>
-------------	---	-----------	-------------------

<b>Picture</b> 	<b>Plug</b> 	<b>Waveform</b>  Out Voltage: $V_{OL} \leq 1V \leq V_{OH}$
---	---	---

**Drawing and Dimension**  


■ Key dimension

TYPE :  Hall  Magnetic

Parameter	SYMBOLS	MIN.	TYP.	MAX.	UNITS
Resistance (25°C)	R	N/A	N/A	N/A	ohm
Inductance@1KHz	L	N/A	N/A	N/A	mH
Working Voltage	V	5	12	18	V
Detecting range	Air Gap	N/A	1	N/A	mm
Magnetic field direction SFS=South facing sensor NFS=North facing sensor		N/A	N/A	N/A	
Duty ratio(t1/T)	Duty	45	50	55	%
Temperature	To	-30	25	125	°C
Reference Teeth		N/A	58	N/A	
Output Voltage Low (600RPM,12V,1mm)	$V_{OL}$	0.3	0.6	0.9	V
Output Voltage High (600RPM,12V,1mm)	$V_{OH}$	1.1	1.4	1.7	V

2020.09.24		1	魯企航	呂漢榮	黃鵬	<b>MOBILETRON</b>
Date of first edition	Date of revised edition	edition	Manuscript	Review	Approval	Sep.29.2020
						Release