

OPEL CORSA

11/06 →
2 Porte - 2 Doors

Cod. 38022SM




FOTO 1




FOTO 2




FOTO 3




FOTO 4

Porta lato sinistra - Left hand side door

OPERAZIONI DA ESEGUIRE:

- 1) Togliere l'alzacristalli elettrico.
- 2) Togliere le viti 1 e 2 dal motore (foto 1).
- 3) Inserire e fissare il motore in pos. 3, 4, 5 e 6 (foto 2 e 3).
- 4) Introdurre l'alzacristallo e fissarlo in posizione 7, 8, 9, 10 e 11 (foto 4).
- 5) Eseguire il collegamento elettrico.
- 6) Far scendere il vetro e fissarlo con l'anello elastico in pos. 12 e 13 (foto 4).

PROCEDURE TO FOLLOW:

- 1) Remove the electric window lift.
- 2) Remove the screws no. 1 and 2 of the motor (photo 1).
- 3) Position and fasten the motor in position 3, 4, 5 and 6 (photo 2 and 3).
- 4) Insert the electric window lift and secure it in the existing holes marked by numbers 7, 8, 9, 10 and 11.
- 5) Carry out the electrical connections.
- 6) Let the glass slide back down and fasten it by means of the elastic ring in pos. 12 and 13 (photo 4).