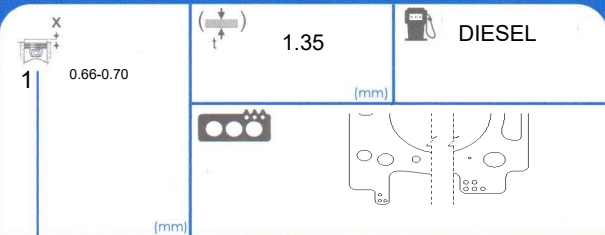


10184920

R010624


CITROEN, FIAT, FORD




c.c. 2179 (cm3) 85 (mm)

1 4H01;4HT;DW12BTED4(4H01);DW12BTED4(4HT);DW12MTED(4HN);DW12MTED4(4HN);DW12MTED4(HHN);Q4BA

1 **81024700** M12X1.50X126(10)



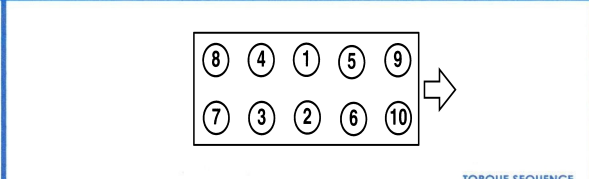
1 NO (Kp.m) RETIGHTENING



1 NO (lb.ft) RETIGHTENING

ROUGHNESS

	MLS	
ALUMINIUM ALUMINIO	0.5 / 1.0 µm	2.3 µm MAX
CAST IRON FUNDICIÓN	1.5 / 1.8 µm	3.8 µm MAX



CHECK CATALOG

CHECK CATALOG

-90° +
-180°
 <>

LOOSEN BOLT AND TIGHTEN BOLT BY BOLT RESPECTING THE SPECIFIED TORQUE AND ORDER
 AFLOJAR BOLT Y APRETAR TORNELLO A TORNELLO CON EL PAR Y ORDEN ESPECIFICADOS
 SLOOSEN ALL THE BOLTS
 AFLOJAR TODOS LOS TORNELLOS
 RUN THE ENGINE UNTIL TOTAL OPENING OF THE THERMOSTAT
 LET THE ENGINE COOL DOWN FOR 4 HOURS (WITH OPEN BONNET)
 OPEN THE CAP OF THE EXPANSION TANK OF THE WATER COOLING CIRCUIT
 RODAR EL MOTOR HASTA LA APERTURA TOTAL DEL TERMOSTATO
 DEJAR ENFRIAR EL MOTOR CUATRO HORAS (CAPOT ABIERTO)
 ABRIR EL TAPON DEL VASO DE EXPANSION DEL CIRCUITO DEL AGUA DE REFRIGERACION

AJUSA IS NOT RESPONSIBLE FOR ANY UPGRADE AFTER THIS DOCUMENT HAD BEEN PRINTED. FOR MORE INFO PLEASE SCAN THIS QR CODE OR VISIT OUR WEBSITE www.ojusa.es

AJUSA NO SE RESPONSABILIZA DE CUALQUIER ACTUALIZACION POSTERIOR A LA IMPRESION DE ESTE DOCUMENTO. PARA MAYOR INFORMACION CAPTURE CON SU SMARTPHONE EL SIGUIENTE CODIGO QR O VISITE NUESTRA PAGINA WEB www.ojusa.es