

# 10127500

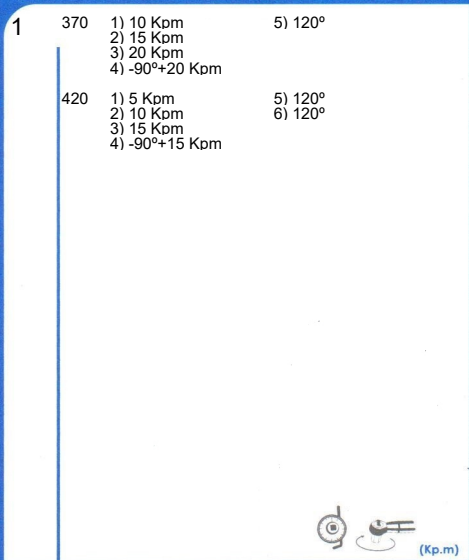
R010624

# IVECO

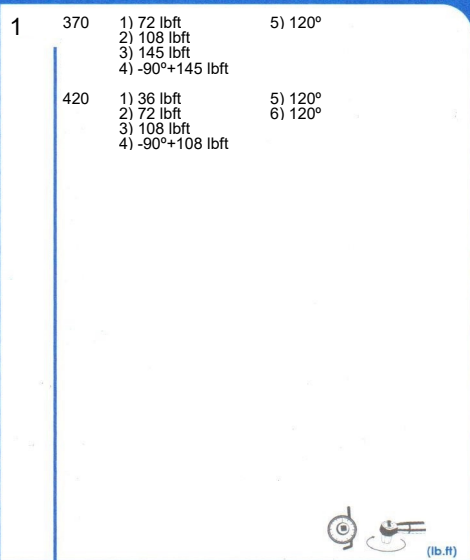


c.c. 13798 (cm3) 137 (mm)

1 8210.22.800;8210.42K;8210.42L



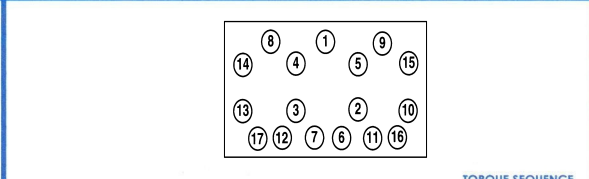
1 NO RETIGHTENING



1 NO RETIGHTENING

**ROUGHNESS**

|                        |              |            |
|------------------------|--------------|------------|
|                        |              |            |
|                        | MLS          |            |
| ALUMINIUM<br>ALUMINIO  | 0.5 / 1.0 µm | 2.3 µm MAX |
| CAST IRON<br>FUNDICIÓN | 1.5 / 1.8 µm | 3.8 µm MAX |



**-90° +**  
**-180°**  
 <>

LOOSEN NUT AND TIGHTEN BOLT BY BOLT RESPECTING THE SPECIFIED TORQUE AND ORDER  
 AFLOJAR NUT Y APRIAR TORNILLO A TORNELLO CON EL PAR Y ORDEN ESPECIFICADOS

LOOSEN ALL THE BOLTS  
 AFLOJAR TODOS LOS TORNELLOS

RUN THE ENGINE UNTIL TOTAL OPENING OF THE THERMOSTAT  
 (LET THE ENGINE COOL DOWN FOR 4 HOURS (WITH OPEN BONNET))  
 OPEN THE CAP OF THE EXPANSION TANK OF THE WATER COOLING CIRCUIT  
 RODAR EL MOTOR HASTA LA APERTURA TOTAL DEL TERMOSTATO  
 DEJAR ENRIAR EL MOTOR CUATRO HORAS (CONOPI ABRIERTO)  
 ABRIR EL TAPON DEL VASO DE EXPANSION DEL CIRCUITO DEL AGUA DE REFRIGERACION

AJUSA IS NOT RESPONSIBLE FOR ANY UPGRADE AFTER THIS DOCUMENT HAD BEEN PRINTED. FOR MORE INFO PLEASE SCAN THIS QR CODE OR VISIT OUR WEBSITE [www.ojusa.es](http://www.ojusa.es)

AJUSA NO SE RESPONSABILIZA DE CUALQUIER ACTUALIZACION POSTERIOR A LA IMPRESION DE ESTE DOCUMENTO. PARA MAYOR INFORMACION CAPTURE CON SU SMARTPHONE EL SIGUIENTE CODIGO QR O VISITE NUESTRA PAGINA WEB [www.ojusa.es](http://www.ojusa.es)

TORQUE SEQUENCE