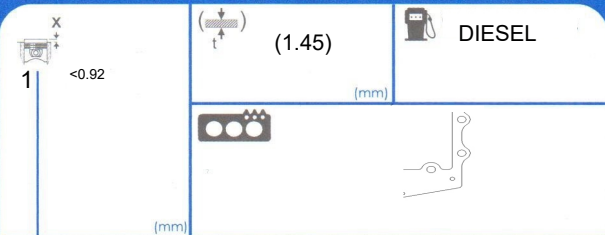


# 10126400

R010624

# BMW, LAND ROVER




c.c. 2926 (cm<sup>3</sup>) 84 (mm)


1 M57(306D1);M57D30

1 **81012300** M12X1.50X146.5(14)

**85009300** **CHECK CATALOG**



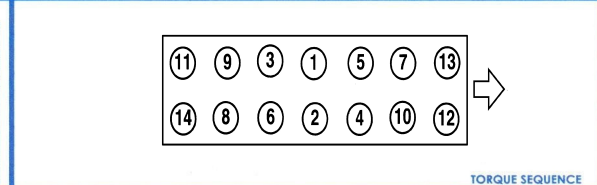
1 NO (Kp.m) **RETIGHTENING**



1 NO (lb.ft) **RETIGHTENING**

**ROUGHNESS**

	MLS	
ALUMINIUM ALUMINIO	0.5 / 1.0 $\mu$ m	2.3 $\mu$ m MAX
CAST IRON FUNDICIÓN	1.5 / 1.8 $\mu$ m	3.8 $\mu$ m MAX



**-90° +**  
**-180°**  
 << >>

LOOSEN 90° AND TIGHTEN BOLT BY BOLT RESPECTING THE SPECIFIED TORQUE AND ORDER  
 AFLOJAR 90° Y APRETAR TORNILLO A TORNILLO CON EL PAR Y ORDEN ESPECIFICADOS  
 LOOSEN ALL THE BOLTS  
 AFLOJAR TODOS LOS TORNILLOS  
 RUN THE ENGINE UNTIL TOTAL OPENING OF THE THERMOSTAT  
 LET THE ENGINE COOL DOWN FOR 4 HOURS (WITH OPEN BONNET)  
 OPENING THE CAP OF THE EXPANSION TANK OF THE WATER COOLING CIRCUIT  
 ROTAR EL MOTOR HASTA LA APERTURA TOTAL DEL TERMOSTATO  
 DEJAR ENFRIAR EL MOTOR CUATRO HORAS (CAPOT ABIERTO)  
 ABRIR EL TAPON DEL VASO DE EXPANSION DEL CIRCUITO DEL AGUA DE REFRIGERACION

AJUSA IS NOT RESPONSIBLE FOR ANY UPGRADE AFTER THIS DOCUMENT HAD BEEN PRINTED. FOR MORE INFO PLEASE SCAN THIS QR CODE OR VISIT OUR WEBSITE [www.ojusa.es](http://www.ojusa.es)

AJUSA NO SE RESPONSABILIZA DE CUALQUIER ACTUALIZACIÓN POSTERIOR A LA IMPRESIÓN DE ESTE DOCUMENTO. PARA MAYOR INFORMACIÓN CAPTURE CON SU SMARTPHONE EL SIGUIENTE CÓDIGO QR O VISITE NUESTRA PÁGINA WEB [www.ojusa.es](http://www.ojusa.es)