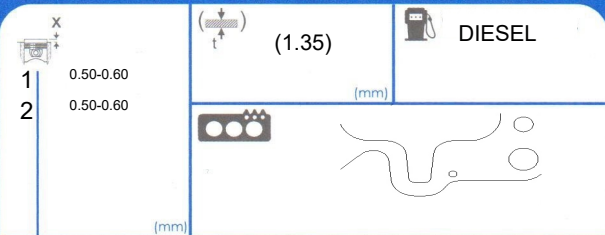


10067000

R010624

FORD, GM-CHEVROLET, LAND ROVER




c.c. 2495,2507 (mm³) 90.5;90.7 (mm)


| | |
|---|--------------|
| 1 | 200TDI (12L) |
| 2 | 300TDI (21L) |

| | | |
|---|-----------------|--|
| 1 | 81018700 | M12X1.50X100(4),M12X1.50X125(10),M10X1.50X117(|
| 2 | 81019000 | M12X1.50X100(4),M10X1.50X117(4),M12X1.50X140(1 |

CHECK CATALOG



1, 2 NO RETIGHTENING

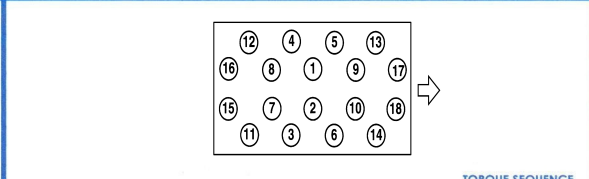


1, 2 NO RETIGHTENING

ROUGHNESS

MLS

| | | |
|------------------------|--------------|------------|
| ALUMINIUM ALUMINIO | 0.5 / 1.0 µm | 2.3 µm MAX |
| CAST IRON FUNDICIÓN | 1.5 / 1.8 µm | 3.8 µm MAX |



-90° +
-180°

LOOSEN 90° AND TIGHTEN BOLT BY BOLT RESPECTING THE SPECIFIED TORQUE AND ORDER
AFLOJAR 90° Y APRETAR TORNILLO A TORNILLO CON EL PAR Y ORDEN ESPECIFICADOS

LOOSEN ALL THE BOLTS
AFLOJAR TODOS LOS TORNILLOS

RUN THE ENGINE UNTIL TOTAL OPENING OF THE THERMOSTAT
(LET THE ENGINE COOL DOWN FOR 4 HOURS WITH OPEN BONNET)
OPEN THE CAP OF THE EXPANSION TANK OF THE WATER COOLING CIRCUIT
RODAR EL MOTOR HASTA LA APERTURA TOTAL DEL TERMOSTATO
DEJAR ENfriAR EL MOTOR CUATRO HORAS (CAPOT ABIERTO)
ABRIR EL TAPÓN DEL VASO DE EXPANSIÓN DEL CIRCUITO DEL AGUA DE REFRIGERACIÓN

AJUSA IS NOT RESPONSIBLE FOR ANY UPGRADE AFTER THIS DOCUMENT HAS BEEN PRINTED. FOR MORE INFO PLEASE SCAN THIS QR CODE OR VISIT OUR WEBSITE www.ojusa.es

AJUSA NO SE RESPONSABILIZA DE CUALQUIER ACTUALIZACIÓN POSTERIOR A LA IMPRESIÓN DE ESTE DOCUMENTO. PARA MAYOR INFORMACIÓN CAPTURE CON SU SMARTPHONE EL SIGUIENTE CÓDIGO QR O VISITE NUESTRA PÁGINA WEB www.ojusa.es