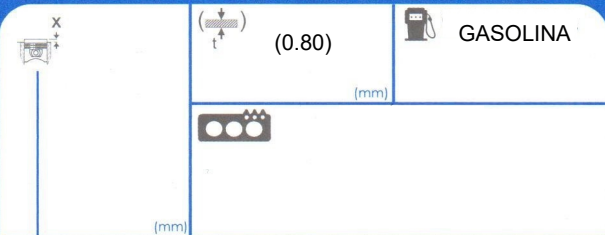


10031110



R010624

VOLVO



c.c. 1986,1990 (cm3) 89 (mm)

1 B20E;B20F


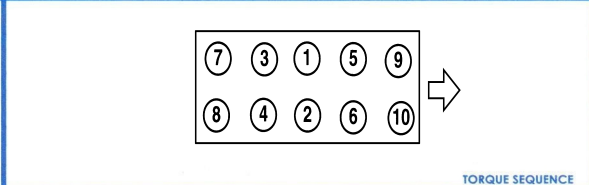


1 1000 Km -90°+9 Kpm **RETIGHTENING**

1 1000 Km -90°+65 lbf **RETIGHTENING**

ROUGHNESS

ALUMINIUM ALUMINIO	0.5 / 1.0 µm	2.3 µm MAX
CAST IRON FUNDICIÓN	1.5 / 1.8 µm	3.8 µm MAX



-90° +
-180°
<>

LOOSEN NUT AND TIGHTEN BOLT BY BOLT RESPECTING THE SPECIFIED TORQUE AND ORDER
AFLOJAR NUT Y APRIAR TORNILLO A TORNELLO CON EL PAR Y ORDEN ESPECIFICADOS
SOLICEN ALL THE NUTS
AFLOJAR TODOS LOS TORNELLOS
RUN THE ENGINE UNTIL TOTAL OPENING OF THE THERMOSTAT
LET THE ENGINE COOL DOWN FOR 4 HOURS (WITH OPEN BONNET)
OPEN THE CAP OF THE EXPANSION TANK OF THE WATER COOLING CIRCUIT
RODAR EL MOTOR HASTA LA APERTURA TOTAL DEL TERMOSTATO
DEJAR ENFRIAR EL MOTOR CUATRO HORAS (CAPOT ABIERTO)
ABRIR EL TAPON DEL VASO DE EXPANSION DEL CIRCUITO DEL AGUA DE REFRIGERACION

AJUSA IS NOT RESPONSIBLE FOR ANY UPGRADE AFTER THIS DOCUMENT HAD BEEN PRINTED. FOR MORE INFO PLEASE SCAN THIS QR CODE OR VISIT OUR WEBSITE www.ojusa.es

AJUSA NO SE RESPONSABILIZA DE CUALQUIER ACTUALIZACIÓN POSTERIOR A LA IMPRESIÓN DE ESTE DOCUMENTO. PARA MAYOR INFORMACIÓN CAPTURE CON SU SMARTPHONE EL SIGUIENTE CÓDIGO QR O VISITE NUESTRA PÁGINA WEB www.ojusa.es

TORQUE SEQUENCE