



**ETRIER BMW 3/7 ARG**

 Remanufactured

FETAET

Core code : 30


 3599771741849




## TECHNICAL DATA

Fitting Position	<b>behind the axle</b>
Fitting Position	<b>Rear Axle Left</b>
Brake Caliper Type	<b>Fist-type Caliper</b>
Brake Caliper Type	<b>Brake Caliper (1 piston)</b>
Manufacturer Restriction	<b>ATE</b>
for brake disc thickness [mm]	<b>12 mm</b>
paired article number	<b>ET0690</b>
Piston Diameter [mm]	<b>38 mm</b>

## PICTURES



 Before installation, compare the part received with the original part to ensure that the correct part number has been selected and can be installed on the vehicle. Failure to follow those, or the manufacturer, instructions will void the warranty.

<b>BMW</b>		
3 Series (82-94) (E30) - 316	90 ch	09.1983 > 06.1988
	90 ch	09.1983 > 06.1988
3 Series (82-94) (E30) - 316 i	100 ch	09.1987 > 06.1991
	102 ch	07.1988 > 06.1991
	102 ch	08.1987 > 08.1988
3 Series (82-94) (E30) - 318 i	102 ch	12.1984 > 08.1988
	105 ch	09.1982 > 08.1987
	115 ch	09.1987 > 06.1991
3 Series (82-94) (E30) - 318 is	136 ch	09.1989 > 08.1991
3 Series (82-94) (E30) - 320 i	125 ch	09.1982 > 12.1991
3 Series (82-94) Cabriolet (E30) - M3 2.3	200 ch	06.1988 > 07.1989
	215 ch	06.1988 > 10.1993
3 Series (82-94) (E30) - 320 i	129 ch	10.1986 > 04.1991
3 Series (82-94) (E30) - 323 i	139 ch	09.1982 > 08.1983
	150 ch	09.1983 > 09.1986
3 Series (82-94) (E30) - 325 i	170 ch	12.1986 > 06.1991
3 Series (82-94) (E30) - 325 i X	170 ch	09.1986 > 08.1991
3 Series (82-94) (E30) - 325 i	171 ch	09.1983 > 11.1989
3 Series (82-94) (E30) - 325 i X	171 ch	03.1986 > 12.1987
3 Series (82-94) (E30) - 325 e 2.7	122 ch	10.1983 > 12.1988
	129 ch	01.1985 > 08.1987
3 Series (82-94) (E30) - M3 2.3	195 ch	07.1986 > 06.1991
	200 ch	02.1987 > 05.1989
	215 ch	01.1986 > 12.1990
3 Series (82-94) (E30) - M3 EVO I 2.3	220 ch	10.1988 > 10.1990
3 Series (82-94) (E30) - M3 EVO II 2.5	238 ch	01.1990 > 01.1992
3 Series (82-94) (E30) - 324 d	86 ch	09.1985 > 12.1990
3 Series (82-94) (E30) - 324 td	115 ch	09.1987 > 08.1991
3 Series (82-94) Cabriolet (E30) - 320 i	129 ch	05.1986 > 11.1993
3 Series (82-94) Cabriolet (E30) - 325 i	170 ch	08.1987 > 11.1993
	171 ch	12.1985 > 12.1987
3 Series (82-94) Cabriolet (E30) - M3 2.3	195 ch	06.1988 > 06.1991
5 Series (82-88) (E28) - 518	90 ch	06.1981 > 09.1984
5 Series (82-88) (E28) - 518 i	105 ch	05.1981 > 12.1987
5 Series (82-88) (E28) - 520 i	125 ch	06.1981 > 12.1987
	129 ch	08.1985 > 12.1987
5 Series (82-88) (E28) - 525 i	150 ch	06.1981 > 12.1987
5 Series (82-88) (E28) - 528 i	184 ch	06.1981 > 12.1987
5 Series (82-88) (E28) - 535 i, M 535 i	185 ch	01.1985 > 12.1987
	192 ch	01.1985 > 12.1987
5 Series (82-88) (E28) - 535 i	220 ch	01.1985 > 12.1987
5 Series (82-88) (E28) - 524 d	86 ch	03.1986 > 12.1987
5 Series (82-88) (E28) - 524 td	115 ch	09.1983 > 12.1987
6 Series (76-89) (E24) - 628 CSi	184 ch	09.1979 > 08.1987
6 Series (76-89) (E24) - 635 CSi	185 ch	12.1984 > 12.1986
	192 ch	12.1977 > 04.1989
	211 ch	07.1987 > 04.1989
	218 ch	06.1978 > 04.1982
7 Series (77-86) (E23) - 728	170 ch	05.1977 > 08.1979
7 Series (77-86) (E23) - 728 i	184 ch	09.1977 > 08.1986
7 Series (77-86) (E23) - 730	184 ch	05.1977 > 08.1979

BMW		
7 Series (77-86) (E23) - 732 i	197 ch	09.1979 > 08.1986
7 Series (77-86) (E23) - 733 i	197 ch	05.1977 > 08.1986
7 Series (77-86) (E23) - 735 i	185 ch	05.1984 > 09.1986
	192 ch	04.1985 > 08.1986
	218 ch	09.1982 > 09.1986
	218 ch	09.1979 > 09.1982
7 (E32) - 730 i, iL	188 ch	03.1987 > 03.1994
	197 ch	03.1985 > 01.1989
7 (E32) - 735 i, iL	211 ch	06.1986 > 07.1992
	220 ch	07.1986 > 01.1989